









1. Notation throughout the score is graphic. The durations of sound and silence is relative to other pitches and spaces (silences).
2. All trills are half-step trills and begin above the given note.
3. Accidentals (including naturals) apply only to pitches immediately following them.
4.  = Repeat pitches in given order until signal on tape.
5.  = Play as fast as possible and as a group (sub phrase).
6.  = Pitches are fingered without playing (no air is used).
When pitches occur within symbol, pitches are played.
7.  =  The unit may be divided into sub-sub phrases without loss of the feeling of the sub phrase (see #2).
8.  = Multiphonic.
9.  = Indicates the duration of the note.
10.  = Indicates a short note.
11. Pages 5-7: The triplets indicate a triplet feeling within the duration of the unit. However, the pulse is suspended during the space between units and begins again only when the next unit is performed.